

GW GEARWRENCH FORGE AHEAD



IMPACT SOCKET GUIDE

Includes: 1/4", 3/8", 1/2", 3/4", and 1" Drive Sockets, Universal Sockets, Bit Sockets, Sets, Adapters, and Extensions



GTW GEARWRENCH

GEARWRENCH Offers A Wide Selection Of Impact Sockets

Our sockets are available individually or as a set - designed for professional users. The complete range of products is made from impact grade chrome molybdenum alloy steel (Cr-Mo) for outstanding strength and durability. We have added improved features like parallel necks on select sockets – these allow you to work in tighter spaces. The expanded range of universal sockets helps the pro tackle the hard to reach fasteners!



IMPACT SOCKETS

Available in Standard and Deep styles with parallel neck down feature to increase access to restricted fasteners

Parallel Neck Down Design
For improved access to restricted fasteners

High-Visibility Laser Etched Markings
For quick size identification



Secondary Hard Size Stamping
On reverse side for additional size identification



OFF-CORNER LOADING



CHROME MOLYBDENUM



HIGH VIS MARKINGS

Off Corner Load™ Technology
Virtually eliminates the rounding of fasteners


Manganese Phosphate Coating
For corrosion resistance



Made From Chrome Molybdenum Alloy Steel (Cr-Mo)
For exceptional strength and durability


| Drive | SAE/Metric | Standard | Deep |
|------------|------------|---------------|---------------|
| 1/4" Drive | SAE | 3/16" - 9/16" | 3/16" - 9/16" |
| | Metric | 4mm - 15mm | 4mm - 15mm |
| 3/8" Drive | SAE | 5/16" - 1" | 5/16" - 1" |
| | Metric | 8mm - 22mm | 8mm - 22mm |
| 1/2" Drive | SAE | 3/8" - 1 1/2" | 3/8" - 1 1/2" |
| | Metric | 8mm - 36mm | 8mm - 36mm |
| 3/4" Drive | SAE | 1/2" - 2 1/2" | 9/16" - 2" |
| | Metric | 17mm - 50mm | 19mm - 43mm |
| 1" Drive | SAE | 3/4" - 4 1/2" | 7/8" - 2 3/4" |
| | Metric | 19mm - 65mm | — |

1/4", 3/8" & 1/2" DRIVE MASTER SET



| Cat. No. | Description | Includes |
|----------|--|---|
| 89072 | 209 Pc. 1/4", 3/8", 1/2" 6 Point SAE & Metric, Standard & Deep, Impact Socket Master Set | (3) Impact Universal Joints: 1/4", 3/8", 1/2" Drive; (3) 1/4" Drive Impact Extensions: 2", 4", 6"; (4) 3/8" Drive Impact Extensions: 3", 6", 10", 15"; (3) 1/2" Drive Extensions: 3", 10", 15"; (3) Impact Adapters: 1/4" Drive 1/4" F x 3/8" M, 3/8" Drive 3/8" F x 1/2" M, 1/2" Drive 1/2" F x 3/8" M; (10) 1/4" Drive Standard SAE: 3/16" - 9/16"; (14) 1/4" Drive Standard Metric: 4mm - 15mm; (10) 1/4" Drive Deep SAE: 3/16" - 9/16"; (14) 1/4" Drive Deep Metric: 4mm - 15mm; (12) 3/8" Drive Standard SAE: 5/16" - 1"; (14) 3/8" Drive Standard Metric: 8mm - 22mm; (12) 3/8" Drive Deep SAE: 5/16" - 1"; (14) 3/8" Drive Deep Metric: 8mm - 22mm; (19) 1/2" Drive Standard SAE: 3/8" - 1-1/2"; (26) 1/2" Drive Standard Metric: 8mm - 36mm; (19) 1/2" Drive Deep SAE: 3/8" - 1-1/2"; (29) 1/2" Drive Deep Metric: 8mm - 36mm |

1/4" DRIVE IMPACT SOCKET SETS



| Cat. No. | Description | Includes |
|----------|---|--|
| 84903 | 71 Pc. 1/4" Drive 6 Point SAE/Metric, Standard/Deep/Universal Impact Socket Set | Standard/Deep SAE: 3/16", 7/32", 1/4", 9/32", 5/16", 11/32", 3/8", 7/16", 1/2", 9/16"; Standard/Deep Metric: 4, 4.5, 5, 5.5, 6, 7, 8, 9, 10, 11, 12, 13, 14, 15mm; Universal SAE: 1/4", 5/16", 3/8", 7/16", 1/2", 9/16"; Universal Metric: 5, 5.5, 6, 7, 8, 9, 10, 11, 12, 13, 14, 15mm; Universal Joint: 1/4" x 1/4"; Extensions: 2", 4", 6"; Adapters: 1/4" F x 3/8" M |
| 84902 | 48 Pc. 1/4" Drive 6 Point SAE/Metric, Standard/Deep Impact Socket Set | Std/Deep SAE: 3/16", 7/32", 1/4", 9/32", 5/16", 11/32", 3/8", 7/16", 1/2", 9/16"; Std/Deep Metric: 4, 4.5, 5, 5.5, 6, 7, 8, 9, 10, 11, 12, 13, 14, 15mm |
| 84900 | 20 Pc. 1/4" Drive 6 Point SAE Standard/Deep Impact Socket Set | Std/Deep SAE: 3/16", 7/32", 1/4", 9/32", 5/16", 11/32", 3/8", 7/16", 1/2", 9/16" |
| 84901 | 28 Pc. 1/4" Drive 6 Point Metric Standard/Deep Impact Socket Set | Std/Deep Metric: 4, 4.5, 5, 5.5, 6, 7, 8, 9, 10, 11, 12, 13, 14, 15mm |
| 84906 | 10 Pc. 1/4" Drive 6 Point SAE Impact Socket Set | Standard SAE: 3/16", 7/32", 1/4", 9/32", 5/16", 11/32", 3/8", 7/16", 1/2", 9/16" |
| 84907 | 14 Pc. 1/4" Drive 6 Point Metric Impact Socket Set | Standard Metric: 4, 4.5, 5, 5.5, 6, 7, 8, 9, 10, 11, 12, 13, 14, 15mm |
| 84908 | 10 Pc. 1/4" Drive 6 Point SAE Deep Impact Socket Set | Deep SAE: 3/16", 7/32", 1/4", 9/32", 5/16", 11/32", 3/8", 7/16", 1/2", 9/16" |
| 84909 | 14 Pc. 1/4" Drive 6 Point Metric Deep Impact Socket Set | Deep Metric: 4, 4.5, 5, 5.5, 6, 7, 8, 9, 10, 11, 12, 13, 14, 15mm |

3/8" DRIVE IMPACT SOCKET SETS



84916N



84919N



84925N



84910N



84911N



84914N



84915N

| Cat. No. | Description | Includes |
|----------|--|--|
| 84916N | 44 Pc. 3/8" Drive 6 Point SAE/Metric, Standard/Deep Impact Socket Master Set | Standard & Deep SAE: 5/16", 3/8", 7/16", 1/2", 9/16", 5/8", 11/16", 3/4"; Standard Metric: 8, 9, 10, 11, 12, 13, 14, 15, 16, 17, 18, 19mm; Deep Metric: 8, 9, 10, 11, 12, 13, 14, 15, 16, 17, 18, 19, 21mm; (1) Universal Joint: 3/8" x 3/8"; (2) Extensions: 3", 6" |
| 84919N | 25 Pc. 3/8" Drive 6 Point SAE, Standard/Deep Impact Socket Set | Standard/Deep SAE: 5/16", 3/8", 7/16", 1/2", 9/16", 5/8", 11/16", 3/4", 13/16", 7/8", 15/16", 1"; Universal Joint: 3/8" x 3/8" |
| 84925N | 29 Pc. 3/8" Drive 6 Point Metric, Standard/Deep Impact Socket Set | Standard/Deep Metric: 8, 9, 10, 11, 12, 13, 14, 15, 16, 17, 18, 19, 21, 22mm; Universal Joint: 3/8" x 3/8" |
| 84910N | 8 Pc. 3/8" Drive 6 Point SAE Standard Impact Socket Set | Standard SAE: 5/16", 3/8", 7/16", 1/2", 9/16", 5/8", 11/16", 3/4" |
| 84911N | 12 Pc. 3/8" Drive 6 Point Metric Impact Socket Set | Standard Metric: 8, 9, 10, 11, 12, 13, 14, 15, 16, 17, 18, 19mm |
| 84915N | 8 Pc. 3/8" Drive 6 Point SAE Deep Impact Socket Set | Deep SAE: 5/16", 3/8", 7/16", 1/2", 9/16", 5/8", 11/16", 3/4" |
| 84914N | 13 Pc. 3/8" Drive 6 Point Metric Deep Impact Socket Set | Deep Metric: 8, 9, 10, 11, 12, 13, 14, 15, 16, 17, 18, 19, 21mm |

1/2" DRIVE IMPACT SOCKET SETS



84947N



84948N



84949N



84932N



84931N

| Cat. No. | Description | Includes |
|----------|---|---|
| 84947N | 39 Pc. 1/2" Drive 6 Point SAE, Standard/Deep Impact Socket Set | Standard/Deep SAE: 3/8", 7/16", 1/2", 9/16", 5/8", 11/16", 3/4", 13/16", 7/8", 15/16", 1", 1 1/16", 1 1/8", 1 3/16", 1-1/4", 1-5/16", 1-3/8", 1-7/16", 1-1/2"; Universal Joint: 1/2" x 1/2" |
| 84948N | 39 Pc. 1/2" Drive 6 Point Metric, Standard/Deep Impact Socket Set | Standard/Deep Metric: 9, 10, 11, 12, 13, 14, 15, 16, 17, 18, 19, 20, 21, 22, 23, 24, 26, 27, 30mm; Universal Joint: 1/2" x 1/2" |
| 84949N | 27 Pc. 1/2" Drive 6 Point SAE/Metric, Deep Impact Socket Set | Deep SAE: 7/16", 1/2", 9/16", 5/8", 11/16", 3/4", 13/16", 7/8", 15/16", 1", 1-1/16", 1-1/8", 1-1/4"; Deep Metric: 10, 11, 12, 13, 14, 15, 16, 17, 18, 19, 21, 22, 26, 27mm |
| 84932N | 19 Pc. 1/2" Drive 6 Point SAE Standard Impact Socket Set | Standard SAE: 3/8", 7/16", 1/2", 9/16", 5/8", 11/16", 3/4", 13/16", 7/8", 15/16", 1", 1-1/16", 1-1/8", 1-3/16", 1-1/4", 1-5/16", 1-3/8", 1-7/16", 1-1/2" |
| 84931N | 12 Pc. 1/2" Drive 6 Point SAE Standard Impact Socket Set | Standard SAE: 3/8", 7/16", 1/2", 9/16", 5/8", 11/16", 3/4", 13/16", 7/8", 15/16", 1", 1-1/16" |

1/2" DRIVE IMPACT SOCKET SETS (CONTINUED)



84933N



84930N



84934N



84942N



84935N



84955N

| Cat. No. | Description | Includes |
|----------|--|--|
| 84933N | 25 Pc. 1/2" Drive 6 Point Metric Standard Impact Socket Set | Standard Metric: 8, 9, 10, 11, 12, 13, 14, 15, 16, 17, 18, 19, 20, 21, 22, 23, 24, 25, 26, 28, 29, 30, 31, 32, 36mm |
| 84930N | 12 Pc. 1/2" Drive 6 Point Metric, Standard Impact Socket Set | Standard Metric: 8, 9, 10, 11, 12, 13, 14, 15, 16, 17, 18, 19mm |
| 84934N | 19 Pc. 1/2" Drive 6 Point SAE Deep Impact Socket Set | Deep SAE: 3/8", 7/16", 1/2", 9/16", 5/8", 11/16", 3/4", 13/16", 7/8", 15/16", 1", 1-1/16", 1-1/8", 1-3/16", 1-1/4", 1-5/16", 1-3/8", 1-7/16", 1-1/2" |
| 84942N | 12 Pc. 1/2" Drive 6 Point SAE Deep Impact Socket Set | Deep SAE: 3/8", 7/16", 1/2", 9/16", 5/8", 11/16", 3/4", 13/16", 7/8", 15/16", 1", 1 1/16" |
| 84935N | 29 Pc. 1/2" Drive 6 Point Metric Deep Impact Socket Set | Deep Metric: 8, 9, 10, 11, 12, 13, 14, 15, 16, 17, 18, 19, 20, 21, 22, 23, 24, 25, 26, 27, 28, 29, 30, 31, 32, 33, 34, 35, 36mm |
| 84955N | 14 Pc. 1/2" Drive 6 Point Metric Deep Impact Socket Set | Deep Metric: 10, 11, 12, 13, 14, 15, 16, 17, 18, 19, 21, 22, 26, 27mm |

3/4" DRIVE IMPACT SOCKET SETS



84030



84031



84032



84033



84034



84035



84036



84037

| Cat. No. | Description | Includes |
|----------|---|---|
| 84030 | 8 Pc. 3/4" Drive 6 Point Metric Impact Socket Set | Standard Metric: 26, 27, 29, 30, 32, 35, 36, 38mm |
| 84031 | 26 Pc. 3/4" Drive 6 Point Metric Impact Socket Set | Standard Metric: 19, 20, 21, 22, 23, 24, 25, 26, 27, 28, 29, 30, 31, 32, 33, 34, 35, 36, 38, 40, 41, 42, 43, 44, 46, 50mm |
| 84032 | 8 Pc. 3/4" Drive 6 Point Deep Metric Impact Set | Deep Metric: 26, 27, 29, 30, 32, 35, 36, 38mm |
| 84033 | 28 Pc. 3/4" Drive 6 Point Deep Metric Impact Socket Set | Deep Metric: 19, 20, 21, 22, 23, 24, 25, 26, 27, 28, 29, 30, 31, 32, 33, 34, 35, 36, 38, 41, 42, 43, 44, 45, 46, 47, 48, 49, 50mm |
| 84034 | 8 Pc. 3/4" Drive 6 Point SAE Impact Socket Set | Standard SAE: 1", 1-1/16", 1-1/8", 1-1/4", 1-5/16", 1-3/8", 1-7/16", 1-1/2" |
| 84035 | 29 Pc. 3/4" Drive 6 Point SAE Impact Socket Set | Standard SAE: 3/4", 13/16", 7/8", 15/16", 1", 1-1/16", 1-1/8", 1-3/16", 1-1/4", 1-5/16", 1-3/8", 1-7/16", 1-1/2", 1-9/16", 1-5/8", 1-11/16", 1-3/4", 1-13/16", 1-7/8", 1-15/16", 2", 2-1/16", 2-1/8", 2-3/16", 2-1/4", 2-5/16", 2-3/8", 2-7/16", 2-1/2" |
| 84036 | 8 Pc. 3/4" Drive 6 Point Deep SAE Impact Socket Set | Deep SAE: 1", 1-1/16", 1-1/8", 1-1/4", 1-5/16", 1-3/8", 1-7/16", 1-1/2" |
| 84037 | 29 Pc. 3/4" Drive 6 Point Deep SAE Impact Socket Set | Deep SAE: 3/4", 13/16", 7/8", 15/16", 1", 1-1/16", 1-1/8", 1-3/16", 1-1/4", 1-5/16", 1-3/8", 1-7/16", 1-1/2", 1-9/16", 1-5/8", 1-11/16", 1-3/4", 1-13/16", 1-7/8", 1-15/16", 2", 2-1/16", 2-1/8", 2-3/16", 2-1/4", 2-5/16", 2-3/8", 2-7/16", 2-1/2" |

UNIVERSAL IMPACT SOCKET SETS

Available in Standard and Deep styles, universal impact sockets have a flex design that provides increased access to restricted fasteners

Off Corner Load™ Technology

Virtually eliminates the rounding of fasteners

Secondary Hard Size Stamping

For additional size identification

High-Visibility Laser Etched Markings

For quick size identification

Flex Socket Design

Provides increased access to restricted fasteners

Manganese Phosphate Coating
For corrosion resistance

Made From Chrome Molybdenum Alloy Steel (Cr-Mo)
For exceptional strength and durability



OFF-CORNER
LOADING



CHROME MOLYBDENUM



HIGH VIS MARKINGS

| Drive | SAE/Metric | Standard | Deep |
|------------|------------|---------------|---------------|
| 1/4" Drive | SAE | 1/4" - 9/16" | — |
| | Metric | 5mm - 15mm | — |
| 3/8" Drive | SAE | 5/16" - 3/4" | 3/8" - 3/4" |
| | Metric | 8mm - 22mm | 10mm - 19mm |
| 1/2" Drive | SAE | 1/2" - 1 1/4" | 3/8" - 15/16" |
| | Metric | 10mm - 24mm | 10mm - 19mm |



8904

84905

84917N

84923N

84924N



84918N

84938N

84939N

84943N

84945N

| Cat. No. | Description | Includes |
|----------|---|---|
| 84904 | 6 Pc 1/4" Drive 6 Point SAE Universal Impact Socket Set | Standard SAE: 1/4", 5/16", 3/8", 7/16", 1/2", 9/16" |
| 84905 | 12 Pc. 1/4" Drive 6 Point Metric Universal Impact Socket Set | Standard Metric: 5, 5.5, 6, 7, 8, 9, 10, 11, 12, 13, 14, 15mm |
| 84917N | 8 Pc. 3/8" Drive 6 Point SAE Universal Impact Socket Set | Standard SAE: 5/16", 3/8", 7/16", 1/2", 9/16", 5/8", 11/16", 3/4" |
| 84923N | 7 Pc. 3/8" Drive 6 Point SAE Deep Universal Impact Socket Set | Deep SAE: 3/8", 7/16", 1/2", 9/16", 5/8", 11/16", 3/4" |
| 84924N | 10 Pc. 3/8" Drive 6 Point Metric Deep Universal Impact Socket Set | Deep Metric: 10, 11, 12, 13, 14, 15, 16, 17, 18, 19mm |
| 84918N | 15 Pc. 3/8" Drive 6 Point Metric Universal Impact Socket Set | Standard Metric: 8, 9, 10, 11, 12, 13, 14, 15, 16, 17, 18, 19, 20, 21, 22mm |
| 84938N | 13 Pc. 1/2" Drive 6 Point SAE Universal Impact Socket Set | Standard SAE: 1/2", 9/16", 5/8", 11/16", 3/4", 13/16", 7/8", 15/16", 1", 1-1/16", 1-1/8", 1-3/16", 1-1/4" |
| 84939N | 15 Pc. 1/2" Drive 6 Point Metric Universal Impact Socket set | Standard Metric: 10, 11, 12, 13, 14, 15, 16, 17, 18, 19, 20, 21, 22, 23, 24mm |
| 84943N | 10 Pc. 1/2" Drive 6 Point SAE Deep Universal Impact Socket Set | Deep SAE: 3/8", 7/16", 1/2", 9/16", 5/8", 11/16", 3/4", 13/16", 7/8", 15/16" |
| 84945N | 10 Pc. 1/2" Drive 6 Point Metric Deep Universal Impact Socket Set | Deep Metric: 10, 11, 12, 13, 14, 15, 16, 17, 18, 19mm |

X-CORE™ PINLESS IMPACT SOCKET SETS

The exclusive four-lug ball-and-socket design of X-CORE™ Pinless universal-joints, sockets, and extensions provides the long-lasting strength and capability needed to take on the toughest automotive and industrial applications.

Off Corner Load™ Technology

Virtually eliminates the rounding of fasteners

Made From Chrome Molybdenum Alloy Steel (Cr-Mo)

For exceptional strength and durability

Manganese Phosphate Coating

For corrosion resistance

360° Rotation and 30° Maximum Operating Angle

For greater access



| Drive | SAE/Metric | Standard |
|------------|------------|---------------|
| 3/8" Drive | SAE | 3/8" - 3/4" |
| | Metric | 8mm - 24mm |
| 1/2" Drive | SAE | 1/2" - 1 1/8" |
| | Metric | 13mm - 24mm |

High-Visibility Laser Etched Markings


And secondary hard stamping for quick size identification



PINLESS JOINT™



ROTATES 360°™



30° MAX ANGLE™



| Cat. No. | Description | Includes |
|----------|---|---|
| 84974 | 7 Pc. 3/8" Drive 6 Point X-Core SAE Pinless Universal Impact Socket Set | Standard SAE: 3/8", 7/16", 1/2", 9/16", 5/8" 11/16", 3/4" |
| 84975 | 11 Pc. 3/8" Drive 6 Point X-Core Metric Pinless Universal Impact Socket Set | Standard Metric: 8, 10, 11, 12, 13, 14, 15, 16, 17, 18, 19mm |
| 84976 | 3 Pc. 3/8" Drive 6 Point X-Core Metric Pinless Universal Impact Socket Set | Standard Metric: 21, 22, 24mm |
| 84978 | 9 Pc. 1/2" Drive 6 Point X-Core SAE Pinless Universal Impact Socket Set | Standard SAE: 1/2", 9/16", 5/8", 11/16", 3/4", 13/16", 7/8", 15/16", 1" |
| 84979 | 10 Pc. 1/2" Drive 6 Point X-Core Metric Pinless Universal Impact Socket Set | Standard Metric: 13, 14, 15, 16, 17, 18, 19, 21, 22, 24mm |

X-CORE™ PINLESS IMPACT UNIVERSAL JOINT SET

Made From Chrome Molybdenum Alloy Steel (Cr-Mo)

For exceptional strength and durability

High-Visibility Laser Etched Markings

And secondary hard stamping for quick size identification



360° Rotation and 30° Maximum Operating Angle

For greater access

Black Oxide Finish


For corrosion resistance



PINLESS JOINT™



ROTATES 360°™



30° MAX ANGLE™

| Cat. No. | Description | Includes |
|----------|---|---|
| 84960 | 3 Pc. X-Core Pinless Universal Impact Set | X-Core™ Pinless Impact Universal Joints: 1/4", 3/8", & 1/2" Drive |

IMPACT HEX BIT SOCKET SETS

Manufactured From Impact Grade Alloy Steel
For exceptional strength and durability

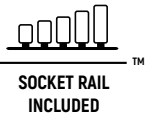
Made From Chrome Molybdenum Alloy Steel (Cr-Mo)
For exceptional strength and durability

High-Visibility Laser Etched Markings
For quick size identification



6 Pt Surface Drive Feature
To reduce slipping

| | SAE/Metric | Sizes |
|------------|------------|--------------|
| 3/8" Drive | SAE | 3/16" - 1/2" |
| | Metric | 4mm - 12mm |
| 1/2" Drive | SAE | 3/8" - 3/4" |
| | Metric | 9mm - 15mm |
| 3/4" Drive | SAE | 9/16" - 1" |
| | Metric | 14mm - 24mm |



| Cat. No. | Description | Includes |
|----------|---|--|
| 84913 | 7 Pc. 3/8" Drive SAE Impact Hex Bit Socket Set | Standard SAE: 3/16", 7/32", 1/4", 5/16", 3/8", 7/16", 1/2" |
| 84912 | 7 Pc. 3/8" Drive Metric Impact Hex Bit Socket Set | Standard Metric: 4, 5, 6, 7, 8, 10, 12mm |
| 84941 | 7 Pc. 1/2" Drive SAE Impact Hex Bit Socket Set | Standard SAE: 3/8", 7/16", 1/2", 9/16", 5/8", 11/16", 3/4" |
| 84940 | 7 Pc. 1/2" Drive Metric Hex Bit Socket Set | Standard Metric: 9, 10, 11, 12, 13, 14, 15mm |
| 84899 | 5 Pc. 3/4" Drive SAE Hex Impact Bit Socket Set | Standard SAE: 9/16", 5/8", 3/4, 7/8", 1" |
| 84968 | 5 Pc. 3/4" Drive Metric Hex Impact Bit Socket Set | Standard Metric: 14, 17, 19, 22, 24mm |

IMPACT EXTENSION SETS

High-Visibility Laser Etched Markings
For quick size identification

Flex Socket Design
For access

Manganese Phosphate Coating
For corrosion resistance



Locking Mechanism
Securely attaches socket to extension

Off Corner Load™ Technology
Virtually eliminates the rounding of fasteners

| Drive | Type | Length |
|------------|----------|----------------------------|
| 1/4" Drive | Standard | 2", 4", 6" |
| | Locking | 3", 6", 10", 15" |
| 3/8" Drive | Standard | 3", 6", 10", 15" |
| | Locking | 3", 6", 12", 18", 24", 33" |
| 1/2" Drive | Standard | 3", 5", 10", 15" |
| | Locking | 3", 6", 12", 18", 24", 31" |
| 3/4" Drive | Standard | 6", 10", 13" |
| | Locking | 7", 13" |



| Cat. No. | Description | Includes |
|----------|---|---|
| 84926N | 4 Pc. 3/8" Drive Impact Extension Set | 3/8" M x 3/8" F Impact Extensions: 3", 6", 10", 15" |
| 84950N | 4 Pc. 1/2" Drive Impact Extension Set | 1/2" M x 1/2" F Impact Extensions: 3", 5", 10", 15" |
| 84927N | 3 Pc. 3/8" Drive Locking Impact Extension Set | 3/8" M x 3/8" F Impact Extensions: 3", 6", 12" |
| 84951N | 3 Pc. 1/2" Drive Locking Impact Extension Set | 1/2" M x 1/2" F Impact Extensions: 3", 6", 12" |

3/8" DRIVE IMPACT SOCKET OPEN STOCK



Standard

Deep

| Size | 6 Pt. Standard | 6 Pt. Deep |
|--------|----------------|------------|
| 5/16" | 84300N | 84322N |
| 3/8" | 84301N | 84323N |
| 7/16" | 84302N | 84324N |
| 1/2" | 84303N | 84325N |
| 9/16" | 84304N | 84326N |
| 5/8" | 84305N | 84327N |
| 11/16" | 84306N | 84328N |

| Size | 6 Pt. Standard | 6 Pt. Deep |
|--------|----------------|------------|
| 3/4" | 84307N | 84329N |
| 13/16" | 84308N | 84428N |
| 7/8" | 84386N | 84429N |
| 15/16" | 84387N | 84430N |
| 1" | 84388N | 84431N |
| 8 mm | 84309N | 84331N |
| 9 mm | 84310N | 84332N |

| Size | 6 Pt. Standard | 6 Pt. Deep |
|-------|----------------|------------|
| 10 mm | 84311N | 84333N |
| 11 mm | 84312N | 84334N |
| 12 mm | 84313N | 84335N |
| 13 mm | 84314N | 84336N |
| 14 mm | 84315N | 84337N |
| 15 mm | 84316N | 84338N |
| 16 mm | 84317N | 84339N |

| Size | 6 Pt. Standard | 6 Pt. Deep |
|-------|----------------|------------|
| 17 mm | 84318N | 84340N |
| 18 mm | 84319N | 84341N |
| 19 mm | 84320N | 84342N |
| 21 mm | 84435N | 84343N |
| 22 mm | 84321N | 84344N |

1/2" DRIVE IMPACT SOCKET OPEN STOCK



Standard

Deep

| Size | 6 Pt. Standard | 6 Pt. Deep |
|---------|----------------|------------|
| 3/8" | 84500N | 84546N |
| 7/16" | 84501N | 84547N |
| 1/2" | 84502N | 84548N |
| 9/16" | 84503N | 84549N |
| 5/8" | 84504N | 84550N |
| 11/16" | 84505N | 84551N |
| 3/4" | 84506N | 84552N |
| 13/16" | 84507N | 84553N |
| 7/8" | 84508N | 84554N |
| 15/16" | 84509N | 84555N |
| 1" | 84510N | 84556N |
| 1 1/16" | 84511N | 84557N |

| Size | 6 Pt. Standard | 6 Pt. Deep |
|---------|----------------|------------|
| 1 1/8" | 84512N | 84558N |
| 1 3/16" | 84513N | 84559N |
| 1 1/4" | 84514N | 84560N |
| 1 5/16" | 84515N | 84561N |
| 1 3/8" | 84516N | 84562N |
| 1 7/16" | 84517N | 84563N |
| 1 1/2" | 84518N | 84564N |
| 8 mm | 84520N | 84566N |
| 9 mm | 84521N | 84567N |
| 10 mm | 84522N | 84568N |
| 11 mm | 84523N | 84569N |
| 12 mm | 84524N | 84570N |

| Size | 6 Pt. Standard | 6 Pt. Deep |
|-------|----------------|------------|
| 13 mm | 84525N | 84571N |
| 14 mm | 84526N | 84572N |
| 15 mm | 84527N | 84573N |
| 16 mm | 84528N | 84574N |
| 17 mm | 84529N | 84575N |
| 18 mm | 84530N | 84576N |
| 19 mm | 84531N | 84577N |
| 20 mm | 84532N | 84578N |
| 21 mm | 84533N | 84579N |
| 22 mm | 84534N | 84580N |
| 23 mm | 84535N | 84581N |
| 24 mm | 84536N | 84582N |

| Size | 6 Pt. Standard | 6 Pt. Deep |
|-------|----------------|------------|
| 25 mm | 84537N | 84583N |
| 26 mm | 84538N | 84584N |
| 27 mm | 84545N | 84585N |
| 28 mm | 84539N | 84586N |
| 29 mm | 84540N | 84587N |
| 30 mm | 84541N | 84588N |
| 31 mm | 84542N | 84589N |
| 32 mm | 84543N | 84590N |
| 33 mm | — | 84591N |
| 34 mm | — | 84592N |
| 35 mm | — | 84593N |
| 36 mm | 84544N | 84594N |

3/4" DRIVE IMPACT SOCKET OPEN STOCK



Standard

Deep

| Size | 6 Pt. Standard | 6 Pt. Deep | Size | 6 Pt. Standard | 6 Pt. Deep | Size | 6 Pt. Standard | 6 Pt. Deep | Size | 6 Pt. Standard | 6 Pt. Deep |
|---------|----------------|------------|----------|----------------|------------|-------|----------------|------------|-------|----------------|------------|
| 3/4" | 84800 | 84863 | 1 11/16" | 84815 | 84878 | 20 mm | 84831 | 84511 | 35 mm | 84846 | 84992 |
| 13/16" | 84801 | 84864 | 1 3/4" | 84816 | 84879 | 21 mm | 84832 | 84983 | 36 mm | 84847 | 84993 |
| 7/8" | 84802 | 84865 | 1 13/16" | 84817 | 84880 | 22 mm | 84833 | 84984 | 38 mm | 84849 | 84994 |
| 15/16" | 84803 | 84866 | 1 7/8" | 84818 | 84881 | 23 mm | 84834 | 84985 | 40 mm | 84851 | — |
| 1" | 84804 | 84867 | 1 15/16" | 84819 | 84882 | 24 mm | 84835 | 84986 | 41 mm | 84852 | 84995 |
| 1 1/16" | 84805 | 84868 | 2" | 84820 | 84883 | 25 mm | 84836 | — | 42 mm | 84853 | 84528 |
| 1 1/8" | 84806 | 84869 | 2 1/16" | 84821 | 84884 | 26 mm | 84837 | 84987 | 43 mm | 84854 | 84996 |
| 1 3/16" | 84807 | 84870 | 2 1/8" | 84822 | 84504 | 27 mm | 84838 | 84988 | 44 mm | 84855D | 84529 |
| 1 1/4" | 84808 | 84871 | 2 3/16" | 84823 | 84505 | 28 mm | 84839 | 84512 | 45 mm | — | 84530 |
| 1 5/16" | 84809 | 84872 | 2 1/4" | 84824 | 84506 | 29 mm | 84840 | 84525 | 46 mm | 84857 | 84552 |
| 1 3/8" | 84810 | 84873 | 2 5/16" | 84825 | 84507 | 30 mm | 84841 | 84989 | 47 mm | — | 84521 |
| 1 7/16" | 84811 | 84874 | 2 3/8" | 84826 | 84508 | 31 mm | 84842 | 84526 | 48 mm | — | 84522 |
| 1 1/2" | 84811 | 84875 | 2 7/16" | 84827 | 84509 | 32 mm | 84843 | 84990 | 49 mm | — | 84523 |
| 1 9/16" | 84813 | 84876 | 2 1/2" | 84828 | 84510 | 33 mm | 84844D | 84991 | 50 mm | 84861 | 84524 |
| 1 5/8" | 84814 | 84877 | 19 mm | 84830D | 84982 | 34 mm | 84845 | 84527 | | | |

1" DRIVE IMPACT SOCKET OPEN STOCK



Standard

Deep

| Size | 6 Pt. Standard | 6 Pt. Deep | Size | 6 Pt. Standard | 6 Pt. Deep |
|---------|----------------|------------|----------|----------------|------------|
| 3/4" | 84200 | — | 1 5/16" | 84209 | 84255 |
| 13/16" | 84201 | — | 1 3/8" | 84210 | 84256 |
| 7/8" | 84202 | 84248 | 1 7/16" | 84211 | 84257 |
| 15/16" | 84203 | 84249 | 1 1/2" | 84212 | 84258 |
| 1" | 84204 | 84250 | 1 9/16" | 84213 | 84259 |
| 1 1/16" | 84205 | 84251 | 1 5/8" | 84214 | 84260 |
| 1 1/8" | 84206 | 84252 | 1 11/16" | 84215 | 84261 |
| 1 3/16" | 84207 | 84253 | 1 3/4" | 84216 | 84262 |
| 1 1/4" | 84208 | 84254 | 1 13/16" | 84217 | 84263 |

1" DRIVE IMPACT SOCKET OPEN STOCK (CONTINUED)

| Size | 6 Pt. Standard | 6 Pt. Deep | Size | 6 Pt. Standard | 6 Pt. Deep | Size | 6 Pt. Standard | Size | 6 Pt. Standard |
|----------|----------------|------------|----------|----------------|------------|--------|----------------|-------|----------------|
| 1 7/8" | 84218 | 84264 | 2 9/16" | 84229 | 84273 | 3 1/2" | 84240 | 28 mm | 84284 |
| 1 15/16" | 84219 | 84265 | 2 5/8" | 84230 | — | 3 5/8" | 84241 | 30 mm | 84285 |
| 2" | 84220 | 84266 | 2 11/16" | 84231 | — | 3 7/8" | 84242 | 32 mm | 84286 |
| 2 1/16" | 84221 | 84267 | 2 3/4" | 84232 | 84274 | 4" | 84243 | 33 mm | 84287 |
| 2 1/8" | 84222 | 84268 | 2 3/16" | 84233 | — | 4 1/8" | 84244 | 36 mm | 84288 |
| 2 3/16" | 84223 | 84269 | 2 7/8" | 84234 | — | 4 1/4" | 84245 | 41 mm | 84289 |
| 2 1/4" | 84224 | 84270 | 2 15/16" | 84235 | — | 4 1/2" | 84246 | 46 mm | 84290 |
| 2 5/16" | 84225 | 84271 | 3" | 84236 | — | 19 mm | 84280 | 50 mm | 84291 |
| 2 3/8" | 84226 | 84272 | 3 1/8" | 84237 | — | 22 mm | 84281 | 55 mm | 84292 |
| 2 7/16" | 84227 | — | 3 1/4" | 84238 | — | 24 mm | 84282 | 60 mm | 84293 |
| 2 1/2" | 84228 | — | 3 3/8" | 84239 | — | 27 mm | 84283 | 65 mm | 84294 |

IMPACT EXTENSION OPEN STOCK



| Cat. No. | Style | Overall Length | Male Drive | Female Drive |
|----------|----------|----------------|------------|--------------|
| 84172 | Standard | 2" | 1/4" | 1/4" |
| 84173 | Standard | 4" | 1/4" | 1/4" |
| 84174 | Standard | 6" | 1/4" | 1/4" |
| 84406 | Standard | 3" | 3/8" | 3/8" |
| 84407 | Standard | 6" | 3/8" | 3/8" |
| 84405 | Standard | 10" | 3/8" | 3/8" |
| 84409N | Standard | 15" | 3/8" | 3/8" |
| 84645N | Standard | 3" | 1/2" | 1/2" |
| 84646N | Standard | 5" | 1/2" | 1/2" |
| 84644N | Standard | 10" | 1/2" | 1/2" |
| 84647N | Standard | 15" | 1/2" | 1/2" |

| Cat. No. | Style | Overall Length | Male Drive | Female Drive |
|----------|----------|----------------|------------|--------------|
| 84885 | Standard | 6" | 3/4" | 3/4" |
| 84886 | Standard | 10" | 3/4" | 3/4" |
| 84893 | Standard | 13" | 3/4" | 3/4" |
| 84298 | Standard | 7" | 1" | 1" |
| 84299 | Standard | 13" | 1" | 1" |
| 84432N | Locking | 3" | 3/8" | 3/8" |
| 84433N | Locking | 6" | 3/8" | 3/8" |
| 84434N | Locking | 12" | 3/8" | 3/8" |
| 84648N | Locking | 3" | 1/2" | 1/2" |
| 84649N | Locking | 6" | 1/2" | 1/2" |
| 84650N | Locking | 12" | 1/2" | 1/2" |

UNIVERSAL IMPACT JOINT OPEN STOCK



80548N

84440

| Cat. No. | Description |
|----------|-----------------------------------|
| 80101 | 1/4" Drive Universal Impact Joint |
| 80548N | 3/8" Drive Universal Impact Joint |
| 80671N | 1/2" Drive Universal Impact Joint |
| 84889 | 3/4" Drive Universal Impact Joint |

| Cat. No. | Description |
|----------|--|
| 84296 | 1" Drive Universal Impact Joint |
| 84180 | 1/4" Drive X-Core Pinless Universal Impact Joint |
| 84440 | 3/8" Drive X-Core Pinless Universal Impact Joint |
| 84715 | 1/2" Drive X-Core Pinless Universal Impact Joint |

IMPACT ADAPTER OPEN STOCK



84176

84643

| Cat. No. | Description |
|----------|--------------------------------------|
| 84176 | 1/4" F x 3/8" M Impact Drive Adapter |
| 84408 | 3/8" F x 1/2" M Impact Drive Adapter |
| 84643 | 1/2" F x 3/8" M Impact Drive Adapter |
| 84655 | 1/2" F x 3/4" M Impact Drive Adapter |

| Cat. No. | Description |
|----------|--------------------------------------|
| 84888D | 3/4" F x 1/2" M Impact Drive Adapter |
| 84887 | 3/4" F x 1" M Impact Adapter |
| 84297 | 1" F x 3/4" M Impact Adapter |

